

Fund Managers' Report - Islamic

October 2020



Alfalah Investments
Islamic

ALFALAH GHP INVESTMENT MANAGEMENT LIMITED

RISK PROFILE OF ISLAMIC COLLECTIVE INVESTMENT SCHEMES/PLANS



S.No	Fund Name	Category	Risk Profile	Risk of Principal Erosion
1	Alfalah GHP Islamic Stock Fund	Shariah Compliant Equity Scheme	High	Principal at high risk
2	Alfalah GHP Islamic Dedicated Equity Fund	Shariah Compliant Dedicated Equity Scheme	High	Principal at high risk
3	Alfalah GHP Islamic Value Fund	Shariah Compliant Asset Allocation Scheme	High	Principal at high risk
4	Alfalah GHP Islamic Income Fund	Shariah Compliant Income Scheme	Medium	Principal at medium risk
5	Alfalah Islamic Rozana Amdani Fund	Shariah Compliant Money Market	Very low	Principal at very low risk
6	Alfalah GHP Islamic Prosperity Planning Fund	Islamic Fund of Fund Scheme		
i	a) Islamic Balanced Allocation Plan	Islamic Fund of Fund Scheme	Medium	Principal at medium risk
ii	b) Islamic Moderate Allocation Plan	Islamic Fund of Fund Scheme	Medium	Principal at medium risk
iii	c) Islamic Active Allocation Plan - II	Islamic Fund of Fund Scheme	High	Principal at high risk
iv	d) Islamic Active Allocation Plan - III	Islamic Fund of Fund Scheme	High	Principal at high risk
v	e) Islamic Capital Preservation Plan - IV	Islamic Fund of Fund Scheme	Medium	Principal at medium risk
vi	e) Islamic Capital Preservation Plan - V	Islamic Fund of Fund Scheme	Medium	Principal at medium risk

Alfalah GHP Islamic Income Fund

Fund Stability Rating: "AA-(f)" by PACRA 17-Apr-20

AMC Rating: "AM2+" by PACRA 08-Aug-20

Investment Objective

The investment objective of Alfalah GHP Islamic Income Fund (AGIIF) is to minimize risk, construct a liquid portfolio of shariah approved fixed income investments and provide competitive returns to the Unit Holders. The management team shall ensure the active implementation of prudent investment practices, the highest professional standards and compliance with applicable laws.

Basic Information

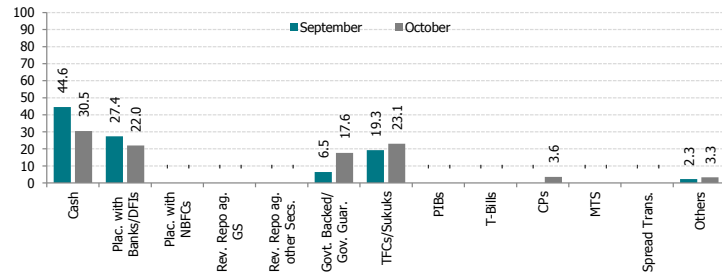
Category: Islamic Income Scheme
Fund Type: Open Ended
Benchmark: Avg. 6 Mth Dep. Rates - 3 Islamic Banks provided by MUFAP
Launch Date: December 3, 2009
Par Value: PKR 100
Pricing: Forward Day
Sales Load: 1.00%
Risk Profile: Medium

Management Fee: 10% of the Gross Earnings subject to a minimum fee of 0.25% of average daily Net Assets and maximum fee of 1.5% of average Annual Net Assets.
Min. Initial Investment: PKR 500/-
Min. Subseq. Investment: PKR 100/-
Auditor: A.F Ferguson & Co. Pakistan
Listing: Pakistan Stock Exchange
Dealing Days: Monday - Friday
Cut-off Time: 9:00 am - 4:00 pm
Leverage: Nil

Investment Committee

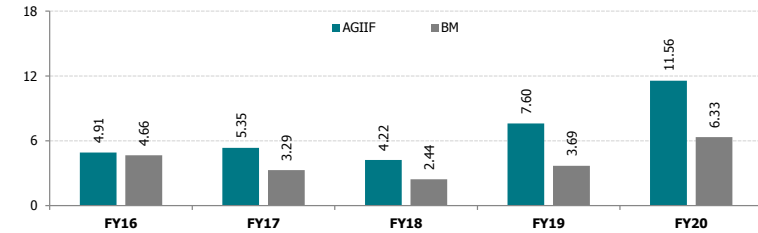
Maheen Rahman Chief Executive Officer
Noman Soomro Chief Operating Officer
Nabeel Malik Chief Investment Officer
Muddasir Ahmed Shaikh Head of Equities
Shariq Mukhtar Hashmi Head of Compliance
Sana Abdullah, CFA Fund Manager
Wahaj Ahmed Fund Manager

Asset Allocation (as % of Total Assets)



+Amount invested by fund of funds is Rs. 583 million subtracted from total

Historical Performance (%)



Fund Statistics

Fund Size (PKR mn; as on Oct 31, 2020): 8,730.47
Fund size including fund of fund schemes (PKR mn): 9,313.38
NAV (PKR): 102.0926
Wtd. Average Maturity (months): 23.80
Total Expense Ratio**: 1.36%

Fund Performance

	BM	AGIIF
Since Inception Return*	5.83%	7.42%
YTD	4.20%	6.40%
Month (Oct 2020)	3.53%	5.90%

Credit Quality (as % of Total Assets)

Rating	Percentage	BM	AGIIF
Govt. Guar.	17.58%	A	0.50%
AAA	0.54%	A-	0.04%
AA+	17.55%	BBB+	0.00%
AA	41.23%	BBB	0.00%
AA-	9.12%	Below IG	0.11%
A+	10.03%	NR/UR	3.29%

TFC/Sukuk Holdings (% of Total Assets)

Hub Power Company Limited Sukuk (27-Aug-19)	5.08%
Dawood Hercules Corp Limited (16-Nov-2017)	3.92%
International Brands Limited (15-11-17)	3.74%
K-Electric Limited ICP 13	3.57%
Dubai Islamic Bank Sukuk - (14-Jul-2017)	3.45%
Meezan Bank Tier II Modaraba Sukuk (22-Sept-2016)	2.80%
Meezan Bank Ltd Sukuk (09-Jan-2020)	2.18%
Hubco Short term Sukuk (Sukuk 4)	1.28%
Engro Powergen Thar Private Limited Sukuk	0.50%
Hascol Petroleum Ltd Sukuk (07-Jan-2016)	0.11%

Details of Non-Compliant Investments

Name	Type	Value before Provisioning	Provisioning Held, if any	Value after Provisioning	% Gross Assets	% Net Assets
Hascol Petroleum Sukuk (07-Jan-2016)	Rating	9,967,537	0	9,967,537	0.11%	0.11%
Samba Bank Limited***	Single Entity	1,021,679,701	0	1,021,679,701	10.84%	10.97%
Pak Oman Investment Company Limited***	Single Entity	1,053,516,455	0	1,053,516,455	11.18%	11.31%

1 Year - Rolling Returns

	Oct-19	Nov-19	Dec-19	Jan-20	Feb-20	Mar-20	Apr-20	May-20	Jun-20	Jul-20	Aug-20	Sep-20	Oct-20
AGIIF	13.22%	11.13%	12.01%	11.54%	13.10%	13.04%	9.83%	7.13%	6.39%	7.21%	6.34%	5.92%	5.90%
BM	6.32%	6.50%	6.70%	6.80%	6.82%	6.58%	6.57%	6.59%	5.89%	4.99%	4.40%	3.86%	3.53%

Sindh Workers' Welfare Fund (SWWF)

The scheme has maintained provisions against Sindh Workers' Welfare Fund's liability to the tune of Rs.30.244 mn. If the same were not made the NAV per unit/last one year return of scheme would be higher by Rs.0.3315/0.33%

Dispute Resolution/Complaint Handling

Investors may lodge their complaints to our Investor Services Department through any of the following options where our dedicated staff is available to provide assistance: Call us at (+92-21) 111 090 090, Email us at complaints@alfalahghp.com, Contact us at 0300-0707417 or submit through our website www.alfalahghp.com/complaint-and-feedback2.php. In case your concerns are not settled or resolved, you may lodge your complaint with SECP at the link <https://sdms.secp.gov.pk/>. Please note that SECP will entertain only those complaints which were at first directly requested to be redressed by us and were not resolved as per investor satisfaction.

Disclaimer

This publication is for informational purposes only and nothing herein should be construed as a solicitation, recommendation or an offer to buy or sell any fund. All investments in mutual funds are subject to market risks. Past performance is not necessarily indicative of future results. Please read the Offering Document to understand the investment policies and risks involved. All returns are calculated assuming reinvested dividends. Performance data does not include the cost incurred directly by an investor in the form of sales load etc.

* Since Inception return is calculated on Compound Annual Growth Rate (CAGR)

** This include 0.2568% representing government levy, Worker's Welfare Fund and SECP Fee.

Selling & marketing expense - for the period ended October,2020, PKR Mn 5.262 (0.09%p.a)

***Due to reduction in net assets

MUFAP's Recommended Format

Alfalah GHP Islamic Stock Fund

AMC Rating: "AM2+" by PACRA 8-Aug-20

Investment Objective

Alfalah GHP Islamic Stock Fund (AGISF) is an Open Ended Shariah Compliant Islamic Equity Fund; The investment objective of the Fund is to achieve long term capital growth by investing primarily in shariah compliant equity securities.

Basic Information

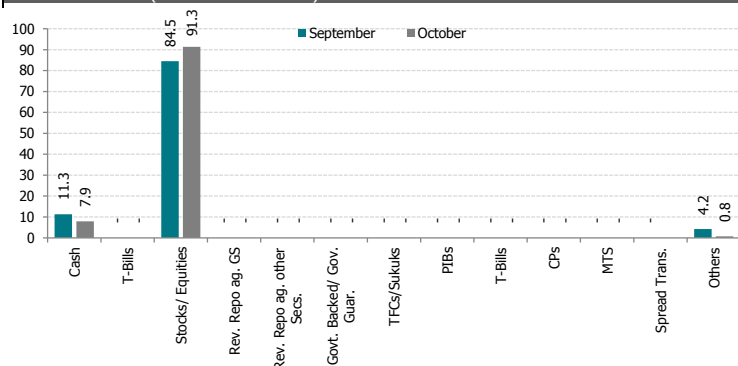
Category: Islamic Equity Scheme
Fund Type: Open Ended
Benchmark: KMI 30 Index
Launch Date: Sep 4, 2007
Par Value: PKR 50/-
Pricing: Forward Day
Sales Load: 3.00%
Risk Profile: High
Leverage: Nil

Management Fee: 2.00%
Min. Initial Investment: PKR 5,000/-
Min. Subseq. Investment: PKR 1,000/-
Trustee: CDC Pakistan Limited
Auditor: AF Ferguson & Co. Pakistan
Listing: Pakistan Stock Exchange
Dealing Days: Monday - Friday
Cut-off Time: 9:00 am - 4:00 pm

Investment Committee

Maheen Rahman Chief Executive Officer
Noman Soomro Chief Operating Officer
Nabeel Malik Chief Investment Officer
Muddasir Ahmed Shaikh Head of Equities
Shariq Mukhtar Hashmi Head of Compliance
Sana Abdullah, CFA Fund Manager
Wahaj Ahmed Fund Manager

Asset Allocation (as % of Total Assets)



Fund Statistics

+Fund Size (PKR mn; as on 31 October, 2020): 2,085.64
Fund size including fund of fund schemes (PKR mn) 2,085.64
NAV (PKR): 46.7138
Sharpe Ratio* 1.33
Standard Deviation* 35.29%
Information Ratio* -1.15
Total Expense Ratio*** 4.54%

Fund Performance

	BM	AGISF
Since Inception**	2.53%	3.80%
YTD	15.46%	16.54%
Month (October'20):	-1.92%	-1.26%

Asset Allocation (Sector Wise as a % of Total Assets)

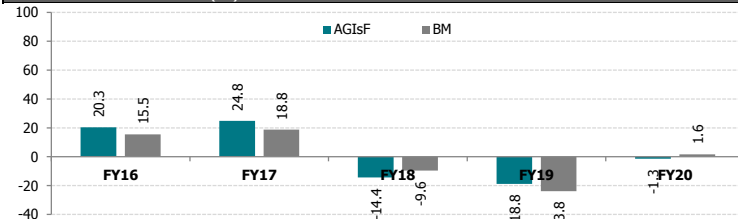
Oil & Gas Exploration Companies	20.60%
Cement	18.32%
Fertilizer	10.54%
Oil & Gas Marketing Companies	6.33%
Power Generation & Distribution	5.76%
Others	29.78%
Total	91.33%

Top 10 Holdings (% of Total Assets)

Lucky Cement Limited	8.42%
Pakistan Petroleum Limited	7.16%
Oil & Gas Development Company Limited	6.99%
Engro Corporation Limited	6.74%
The Hub Power Company Limited	5.76%
Meezan Bank Limited	4.14%
Pakistan State Oil Company Limited	3.94%
Mari Petroleum Company Limited	3.79%
Systems Limited	2.95%
Maple Leaf Cement Factory Limited	2.72%

+Amount invested by fund of funds is Rs. 0 million subtracted from total

Historical Performance (%)



Details of Non-Compliant Investments

Name	Type	Value before Provisioning	Provisioning Held, if any	Value after Provisioning	% Gross Assets	% Net Assets

1 - Year Rolling Returns

	Sep-19	Oct-19	Nov-19	Dec-19	Jan-20	Feb-20	Mar-20	Apr-20	May-20	Jun-20	Aug-20	Sep-20	Oct-20
AGISF	10.50%	7.75%	11.12%	5.27%	1.30%	-10.10%	-25.10%	22.65%	-0.76%	-0.74%	5.12%	-1.24%	-1.26%
BM	10.65%	9.17%	12.31%	5.29%	1.58%	-11.39%	-24.20%	23.26%	-0.64%	-0.32%	4.03%	-1.39%	-1.92%

Sindh Workers' Welfare Fund (SWWF)

The scheme has maintained provisions against Sindh Workers' Welfare Fund's liability to the tune of Rs. 53.116 mn. If the same were not made the NAV per unit/last one year return of scheme would be higher by Rs.1.1897/2.97%

Dispute Resolution/Complaint Handling

Investors may lodge their complaints to our Investor Services Department through any of the following options where our dedicated staff is available to provide assistance: Call us at (+92-21) 111 090 090, Email us at complaints@alfalahgdp.com, Contact us at 0300-0707417 or submit through our website www.alfalahgdp.com/complaint-and-feedback2.php. In case your concerns are not settled or resolved, you may lodge your complaint with SECP at the link <https://sdms.secp.gov.pk/>. Please note that SECP will entertain only those complaints which were at first directly requested to be redressed by us and were not resolved as per investor satisfaction.

Disclaimer

This publication is for informational purposes only and nothing herein should be construed as a solicitation, recommendation or an offer to buy or sell any fund. All investments in mutual funds are subject to market risks. Past performance is not necessarily indicative of future results. Please read the Offering Document to understand the investment policies and risks involved. All returns are calculated assuming reinvested dividends. Performance data does not include the cost incurred directly by an investor in the form of sales load etc.

* Calculated on 12-month trailing data.

** Since Inception return is calculated on Compound Annual Growth Rate (CAGR)

*** This include 1.2900% representing government levy, Worker's Welfare Fund and SECP Fee.

Selling & marketing expense - for the period ended October,2020, PKR Mn 3.083 (0.04% pa)

MUFAP's Recommended Format

Alfalah GHP Islamic Dedicated Equity Fund

AMC Rating: "AM2+" by PACRA 8-Aug-20

Investment Objective

Alfalah GHP Islamic Dedicated Equity Fund (AGIDEF) is an Open-end Shariah Compliant Islamic Equity Fund. The objective of AGIDEF is to provide other 'Fund of Funds' Schemes an avenue for investing in Shariah Compliant Equities.

Basic Information

Category: Islamic Equity Scheme

Fund Type: Open Ended

Benchmark: KMI 30 Index

Launch Date: May 23, 2017

Par Value: PKR 100/-

Pricing: Forward Day

Sales Load*: 1.50%

Risk profile: High

Leverage: Nil

1. Management Fee: 2%

Min. Initial Investment: PKR 10,000/-

Min. Subseq. Investment: PKR 1,000/-

Trustee: CDC Pakistan Limited

Auditor: AF Ferguson & Co. Pakistan

Listing: Pakistan Stock Exchange

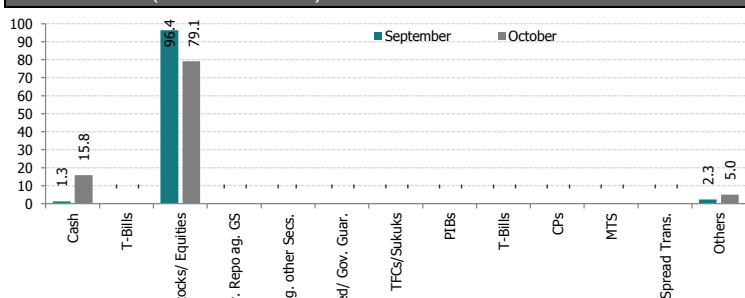
Dealing Days: Monday - Friday

Cut-off Time: 9:00 am - 4:00 pm

Investment Committee

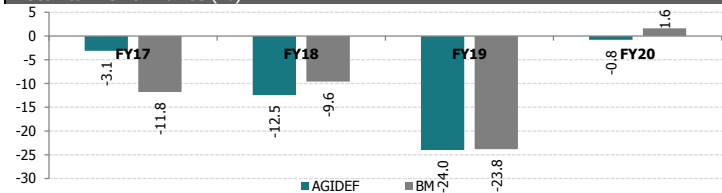
Maheen Rahman	Chief Executive Officer
Noman Soomro	Chief Operating Officer
Nabeel Malik	Chief Investment Officer
Muddasir Ahmed Shaikh	Head of Equities
Shariq Mukhtar Hashmi	Head of Compliance
Sana Abdullah, CFA	Fund Manager
Wahaj Ahmed	Fund Manager

Asset Allocation (as % of Total Assets)



+ Amount invested by fund of funds is Rs. 294 million subtracted from total

Historical Performance (%)



Fund Statistics

+Fund Size (Pkr mn; as on 31 October, 2020):	0.0
Fund Size including fund of funds (Pkr mn)***	294.49
NAV (Pkr):	74.76
Sharpe Ratio	0.97
Information Ratio	-0.67
Standard Deviation	34.82%
Total Expense Ratio**	4.73%

Fund Performance	BM	AGIDEF
Since Inception	-9.37%	-8.10%
YTD	15.46%	16.88%
Month (October'20):	-1.92%	-0.96%

Asset Allocation (Sector Wise as a % of Total Assets)

Oil & Gas Exploration Companies	17.73%
Cement	16.17%
Fertilizer	8.88%
Oil & Gas Marketing Companies	5.66%
Power Generation & Distribution	4.83%
Others	25.87%
Total	79.14%

Top 10 Holdings (% of Total Assets)

Lucky Cement Limited	7.63%
Oil & Gas Dev.Co	6.06%
Pak Petroleum Ltd.	6.00%
Engro Corporation Limited	5.92%
Hub Power Company Limited	4.83%
Meezan Bank Ltd.	3.67%
Mari Petroleum Company Limited	3.45%
Pakistan State Oil Co. Ltd.	3.32%
Systems Limited	2.70%
Sui Northern Gas Ltd.	2.33%

Details of Non-Compliant Investments

Name	Type	Value before Provisioning	Provisioning Held, if any	Value after Provisioning	% Gross Assets	% Net Assets

1 year - Rolling Returns

	Oct-19	Nov-19	Dec-19	Jan-20	Feb-20	Mar-20	Apr-20	May-20	Jun-20	Jul-20	Aug-20	Sep-20	Oct-20
AGIDEF	6.09%	10.28%	5.54%	1.18%	-10.26%	-24.07%	22.75%	-0.96%	-0.41%	13.64%	5.11%	-1.20%	-0.96%
BM	9.17%	12.31%	5.29%	1.58%	-11.39%	-24.20%	23.26%	-0.64%	-0.32%	14.75%	4.03%	-1.39%	-1.92%

Sindh Workers' Welfare Fund (SWWF)

The scheme has maintained provisions against Sindh Workers' Welfare Fund's liability to the tune of Rs.1.137 mn. If the same were not made the NAV per unit/last one year return of scheme would be higher by Rs.0.2885/0.45%

Dispute Resolution/Complaint Handling

Investors may lodge their complaints to our Investor Services Department through any of the following options where our dedicated staff is available to provide assistance: Call us at (+92-21) 111 090 090, Email us at complaints@alfalahghp.com, Contact us at 0300-0707417 or submit through our website www.alfalahghp.com/complaint-and-feedback2.php. In case your concerns are not settled or resolved, you may lodge your complaint with SECP at the link <https://sdms.secp.gov.pk/>. Please note that SECP will entertain only those complaints which were at first directly requested to be redressed by us and were not resolved as per investor satisfaction.

Disclaimer

This publication is for informational purposes only and nothing herein should be construed as a solicitation, recommendation or an offer to buy or sell any fund. All investments in mutual funds are subject to market risks. Past performance is not necessarily indicative of future results. Please read the Offering Document to understand the investment policies and risks involved. All returns are calculated assuming reinvested dividends. Performance data does not include the cost incurred directly by an investor in the form of sales load etc.

* Management Company may waive the Front-end Load fully or partially at its own discretion to any investor

** This include 1.2600% representing government levy, Worker's Welfare Fund and SECP Fee.

1.AGIDEF Mgt Fee has been revised from Dec 12, 2019 through second supplemental OD duly approved by SECP on Nov 11, 2019

Selling & Marketing Expenses - for the period ended October,2020 PKR Mn 0.502 (0.04% pa)

MUFAP's Recommended Format

Alfalsh GHP Islamic Value Fund

AMC Rating: "AM2+" by PACRA 8-Aug-20

Investment Objective

Alfalsh GHP Islamic Value Fund (AGIVF) is an Open-end Shariah Compliant Islamic Asset Allocation Fund. The objective of AGIVF is to earn a potentially high return through allocation of assets between Shari'ah Compliant Equity Instruments, Shari'ah Compliant Fixed Income Instruments and any other Shari'ah Compliant instrument as permitted by the SECP and Shari'ah

Basic Information

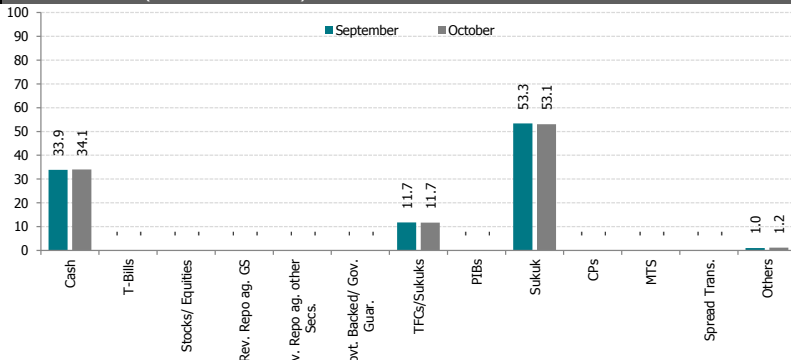
Category: Shariah Comp. Asset Alloc. Scheme
Fund Type: Open Ended
Benchmark: KMI 30 Index and Six (6) months average deposit rates of three (3) A rated Scheduled Islamic Banks or Islamic Banking windows of Conventional Banks as selected by MUFAP on the basis of actual proportion held by the scheme
Launch Date: October 12, 2017
Par Value: PKR 100/-
Pricing: Forward Day
Sales Load: 3.00%
Risk Profile: High

Management Fee: 2%
Min. Initial Investment: PKR 10,000/-
Min. Subseq. Investment: PKR 1,000/-
Trustee: CDC Pakistan Limited
Auditor: AF Ferguson & Co. Pakistan
Listing: Pakistan Stock Exchange
Dealing Days: Monday - Friday
Cut-off Time: 9:00 am - 4:00 pm
Leverage: Nil

Investment Committee

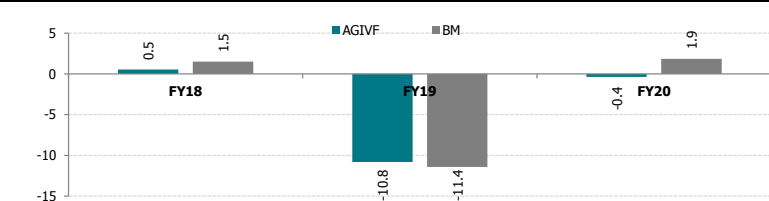
Maheen Rahman Chief Executive Officer
Noman Soomro Chief Operating Officer
Nabeel Malik Chief Investment Officer
Muddasir Ahmed Shaikh Head of Equities
Shariq Mukhtar Hashmi Head of Compliance
Sana Abdullah, CFA Fund Manager
Wahaj Ahmed Fund Manager

Asset Allocation (as % of Total Assets)



+ Amount invested by fund of funds is Rs. 0 million subtracted from total

Historical Performance (%)



Fund Statistics

+ Fund Size (PKR mn; as on 31 October, 2020): 2,138.15
Fund Size including fund of fund schemes: (PKR mn) 2,138.15
NAV (PKR): 90.70
Sharpe Ratio* 0.52
Information Ratio -1.15
Standard Deviation* 19.90%
Total Expense Ratio** 0.53%

Fund Performance	BM	AGIVF
Since Inception	-2.38%	-3.03%
YTD	1.42%	2.12%
Month (October'20):	0.30%	0.56%

Asset Allocation (Sector Wise as a % of Total Assets)

Commercial Banks	30.45%
Power Generation & Distribution	21.56%
Investment Banks	0.43%
Pharmaceuticals	0.38%

Others

Total 29.80%

Top 10 Holdings

Top 10 Holdings (% of Total Assets)	% of Total Assets
MEEZAN BANK LTD-ADDITIONAL TIER I	13.77%
NEELUM JHELM COMPANY (PVT) LTD. - SUKUK (29-06-16)	10.82%
THE HUB POWER COMPANY LTD. - SUKUK (19-03-20)	10.74%
AL BARAKA BANK (PAKISTAN) LTD. - SUKUK (22-08-17)	9.90%
BIPL/Sukuk Tier 1	5.10%
DUBAI ISLAMIC BANK PAKISTAN LTD. - SUKUK (14-07-17)	1.68%
Dawood Hercules Corporation Ltd -Sukuk (16-Nov-17)	0.43%
International Brands Limited-Sukuk (15-11-17)	0.39%

Details of Non-Compliant Investments****

Name	Type	Value before Provisioning	Provisioning Held, if any	Value after Provisioning	% Gross Assets	% Net Assets
------	------	---------------------------	---------------------------	--------------------------	----------------	--------------

1- Year Rolling Returns

	Oct-19	Nov-19	Dec-19	Jan-20	Feb-20	Mar-20	Apr-20	May-20	Jun-20	Jul-20	Aug-20	Sep-20	Oct-20
AGIVF	4.43%	5.11%	3.33%	0.74%	-6.25%	-14.54%	13.09%	-0.13%	-1.62%	0.56%	0.52%	0.46%	0.56%
BM	9.16%	5.69%	3.24%	0.95%	-6.82%	-13.27%	13.21%	-0.11%	-1.18%	0.42%	0.37%	0.32%	0.30%

Sindh Workers' Welfare Fund (SWWF)

The scheme has maintained provisions against Sindh Workers' Welfare Fund's liability to the tune of Rs. 0.7869mn. If the same were not made the NAV per unit/return of the Scheme would be higher by Rs.0.0334 / 0.0376%.

Dispute Resolution/Complaint Handling

Investors may lodge their complaints to our Investor Services Department through any of the following options where our dedicated staff is available to provide assistance: Call us at (+92-21) 111 090 090, Email us at complaints@alfalahghp.com, Contact us at 0300-0707417 or submit through our website www.alfalahghp.com/complaint-and-feedback2.php. In case your concerns are not settled or resolved, you may lodge your complaint with SECP at the link <https://sdms.secp.gov.pk/>. Please note that SECP will entertain only those complaints which were at first directly requested to be redressed by us and were not resolved as per investor satisfaction.

Disclaimer

This publication is for informational purposes only and nothing herein should be construed as a solicitation, recommendation or an offer to buy or sell any fund. All investments in mutual funds are subject to market risks. Past performance is not necessarily indicative of future results. Please read the Offering Document to understand the investment policies and risks involved. All returns are calculated assuming reinvested dividends. Performance data does not include the cost incurred directly by an investor in the form of sales load etc.

* Calculated on 12-month trailing data.

** This include 0.1900% representing government levy, Worker's Welfare Fund and SECP Fee.

Selling & marketing expenses - for the period ended October, 2020, PKR Mn 0.000 (0.04% pa)

MUFAP's Recommended Format

Alfalah GHP Islamic Prosperity Planning Fund

Fund: Not Yet Rated

AMC Rating: "AM2+" by PACRA 08-Aug-20

Investment Objective

Alfalah GHP Islamic Prosperity Planning Fund is an Open-ended Shariah Compliant Fund of Funds Scheme that aims to generate returns on investment as per the respective Allocation Plan by investing in Shariah compliant Mutual funds in line with the risk tolerance of the investor.

Basic Information

Category: Shariah Fund of Funds Scheme
Fund Type: Open Ended
Benchmark:
 AGIPPF-BAP: Weighted Avg. of KMI30 index and avg. return on 6M deposit rate of 3 (three) A or above rated islamic bank as selected by MUFAP. On the basis of actual investments in underlying schemes. *****
 1AGIPPF-MAP, AAP2 & AAP3: Weighted Avg. of KMI30 index and avg. return on 6M deposit rate of 3 (three) A or above rated islamic bank as selected by MUFAP, based on actual proportion of investment in equity and income/ money market component made by the allocation plan.

Pricing: Forward Day
AGIPPF-BAP Front-end Load: 1.25%
AGIPPF-MAP Front-end Load: 2.5%
AGIPPF-AAP 2 Front-end Load: 2.5%
AGIPPF-AAP 3 Front-end Load: 2.5%

Risk Profile: Plan Specific
Management Fee: 1.25%*
Min. Initial Investment: PKR 500/-
Min. Subseq. Investment: PKR 100/-
Trustee: CDC Pakistan Limited
Launch Date: June 09, 2016
AAP2 Launch Date: Nov 01, 2016
AAP3 Launch Date: June 21, 2017
Par Value: 100

Auditor: A.F Ferguson & Co. Pakistan
Dealing Days: Monday - Friday
Listing: Pakistan Stock Exchange
Cut-off Time: 9:00 am - 4:00 pm
Leverage: Nil
AGIPPF-BAP Back-end Load: 0%
1AGIPPF-MAP Back-end Load: 0%
AGIPPF-AAP 2 Back-end Load: 0%
AGIPPF-AAP 3 Back-end Load: 0%

Investment Committee

Maheen Rahman Chief Executive Officer
Noman Soomro Chief Operating Officer
Nabeel Malik Chief Investment Officer
Muddasir Ahmed Shaikh Head of Equities
Shariq Mukhtar Hashmi Head of Compliance
Sana Abdullah, CFA Fund Manager
Wahaj Ahmed Fund Manager

Risk Profile:

AGIPPF-BAP Medium
 AGIPPF-MAP Medium
 AGIPPF-AAP 2 High
 AGIPPF-AAP 3 High

Alfalah GHP Islamic Balanced Allocation Plan (Holdings as % of Total Assets)

	Holdings	
	September	October
Cash	2.75%	2.73%
Equity	16.46%	9.47%
Income	80.58%	87.60%
Others	0.20%	0.21%
Total	100.00%	100.00%

Alfalah GHP Islamic Balanced Allocation Plan

Fund Size (PKR mn; as on Oct 31, 2020):	234.25
NAV (PKR):	103.7046
Total Expense Ratio**	0.62%
Performance	BM AGIBAP
Since Inception Return*****	4.13% 5.64%
YTD	3.87% 4.32%
Month	-0.18% 0.18%

Alfalah GHP Islamic Moderate Allocation Plan (Holdings as % of Total Assets)

	Holdings	
	September	October
Cash	7.00%	7.00%
Equity	33.13%	22.72%
Income	59.82%	70.21%
Others	0.05%	0.07%
Total	100.00%	100.00%

Alfalah GHP Islamic Moderate Allocation Plan

Fund Size (PKR mn; as on Oct 31, 2020):	82.22
NAV (PKR):	105.9745
Total Expense Ratio***	0.73%
Performance	BM AGIMAP
Since Inception Return*****	3.98% 5.22%
YTD	7.18% 7.54%
Month	-0.90% -0.01%

Alfalah GHP Islamic Active Allocation Plan 2 (Holdings as % of Total Assets)

	Holdings	
	September	October
Cash	0.64%	0.61%
Equity	72.19%	53.85%
Income	27.11%	45.48%
Others	0.06%	0.06%
Total	100.00%	100.00%

Alfalah GHP Islamic Active Allocation Plan 2

Fund Size (PKR mn; as on Oct 31, 2020):	383.07
NAV (PKR):	100.3126
Total Expense Ratio****	0.96%
Performance	BM AGIAAP2
Since Inception Return*****	0.02% 2.11%
YTD	10.95% 11.36%
Month	-2.18% -0.56%

Alfalah GHP Islamic Active Allocation Plan 3 (Holdings as % of Total Assets)

	Holdings	
	September	October
Cash	14.85%	14.87%
Equity	71.57%	53.56%
Income	13.26%	31.20%
Others	0.32%	0.36%
Total	100.00%	100.00%

Alfalah GHP Islamic Active Allocation Plan 3

Fund Size (PKR mn; as on Oct 31, 2020):	74.25
NAV (PKR):	90.1480
Total Expense Ratio*****	1.12%
Performance	BM AGIAAP3
Since Inception Return*****	-1.12% 1.28%
YTD	10.48% 10.92%
Month	-2.22% -0.61%

Details of Non-Compliant Investments

Name	Fund Name	Type	Value before Provisioning	Provisioning Held, if any	Value after Provisioning	% Gross Assets	% Net Assets

Alfalah GHP Islamic Balanced Allocation Plan (1 Year -Rolling Returns)

	Oct-19	Nov-19	Dec-19	Jan-20	Feb-20	Mar-20	Apr-20	May-20	Jun-20	Jul-20	Aug-20	Sep-20	Oct-20
AGIBAP	1.42%	1.75%	1.32%	0.95%	-0.66%	-2.79%	3.33%	0.37%	0.36%	2.51%	1.27%	0.30%	0.18%
BM	1.17%	1.62%	0.94%	0.78%	-1.17%	-2.77%	3.66%	0.41%	0.41%	2.64%	1.02%	0.35%	-0.18%

Alfalah GHP Islamic Moderate Allocation Plan (1 Year -Rolling Returns)

	Oct-19	Nov-19	Dec-19	Jan-20	Feb-20	Mar-20	Apr-20	May-20	Jun-20	Jul-20	Aug-20	Sep-20	Oct-20
AGIMAP	1.42%	1.84%	1.45%	0.89%	-2.33%	-8.31%	7.57%	-0.03%	0.36%	5.28%	2.25%	-0.10%	-0.01%
BM	1.24%	1.72%	1.02%	0.75%	-3.18%	-8.42%	8.32%	0.19%	0.29%	5.75%	1.83%	0.43%	-0.90%

Alfalah GHP Islamic Active Allocation Plan 2 (1 Year -Rolling Returns)

	Oct-19	Nov-19	Dec-19	Jan-20	Feb-20	Mar-20	Apr-20	May-20	Jun-20	Jul-20	Aug-20	Sep-20	Oct-20
AGIAAP2	1.31%	1.86%	1.37%	0.75%	-3.63%	-14.33%	13.88%	-0.44%	-0.16%	8.82%	3.69%	-0.76%	-0.56%
BM	1.20%	1.71%	0.95%	0.53%	-4.70%	-15.02%	14.67%	-0.19%	0.01%	9.73%	2.97%	0.38%	-2.18%

Alfalah GHP Islamic Active Allocation Plan 3 (1 Year -Rolling Returns)

	Oct-19	Nov-19	Dec-19	Jan-20	Feb-20	Mar-20	Apr-20	May-20	Jun-20	Jul-20	Aug-20	Sep-20	Oct-20
AGIAAP3	1.11%	1.23%	1.26%	0.59%	-3.04%	-13.11%	12.42%	-0.44%	0.13%	8.53%	3.65%	-0.80%	-0.61%
BM	0.70%	1.09%	0.76%	0.47%	-4.05%	-13.85%	13.42%	-0.19%	-0.03%	9.42%	2.91%	0.33%	-2.22%

Dispute Resolution/Complaint Handling

Investors may lodge their complaints to our Investor Services Department through any of the following options where our dedicated staff is available to provide assistance: Call us at (+92-21) 111 090 090, Email us at complaints@alfalahgdp.com, Contact us at 0300-0707417 or submit through our website www.alfalahgdp.com/complaint-and-feedback2.php. In case your concerns are not settled or resolved, you may lodge your complaint with SECP at the link <https://sdms.secp.gov.pk/>. Please note that SECP will entertain only those complaints which were at first directly requested to be redressed by us and were not resolved as per investor satisfaction.

Disclaimer

This publication is for informational purposes only and nothing herein should be construed as a solicitation, recommendation or an offer to buy or sell any fund. All investments in mutual funds are subject to market risks. The NAV based prices of units and any dividends/returns/profit lock in thereon are dependent on forces and factors affecting the capital markets. Past performance is not necessarily indicative of future results. Capital Preservation only applies to the unit holders who hold their investments until maturity date. All returns are calculated assuming reinvested dividends. Please read the Offering Document to understand the investment policies and risks involved. Performance data does not include the cost incurred directly by an investor in the form of sales load etc.

*Continued on the next page.

Alfalah GHP Islamic Prosperity Planning Fund

(Alfalah Islamic Capital Preservation Plans)

Fund: Not Yet Rated

AMC Rating: "AM2+" by PACRA 08-Aug-20

Investment Objective

The objective of the plan is to earn a potentially high return through dynamic asset allocation between Islamic Equity Scheme and Islamic Income Scheme based Collective Investment Schemes (CIS) using CPPI methodology, while providing Capital Preservation of the Initial Investment Value at maturity of the plan based on the Fund Manager's outlook on the assets classes.

Basic Information

Category: Shariah Fund of Funds Scheme - CPPI

Fund Type: Open Ended

Benchmark:

AGIPPF - CPF4 & CPF5: Weighted average return of KMI 30 index and 6-months deposit rate of 3 (Three) A or above rated Islamic Banks/Islamic Banking Window of scheduled commercial banks as selected by MUFAP, based on actual proportion of investment in Islamic equity and/ or Islamic income schemes made by the allocation plan.

Load: 2.50% , 0.00% (Front & Back end)

Cut-off Time: 9:00 am - 4:00 pm

Management Fee: 1.25%*

Min. Initial Investment: PKR 10,000/-

Trustee: CDC Pakistan Limited

Launch Date:

AGIPPF - CPF4: Jul 13, 2018

AGIPPF - CPF5: Dec 14, 2018

Par Value: PKR 100/-

Auditor: A.F Ferguson & Co. Pakistan

Dealing Days: Monday - Friday

Listing: Pakistan Stock Exchange

Pricing: Forward Day

Leverage: Nil

Investment Committee

Maheen Rahman

Chief Executive Officer

Noman Soomro

Chief Operating Officer

Nabeel Malik

Chief Investment Officer

Muddasir Ahmed Shaikh

Head of Equities

Shariq Mukhtar Hashmi

Head of Compliance

Sana Abdullah, CFA

Fund Manager

Wahaj Ahmed

Fund Manager

Risk Profile:

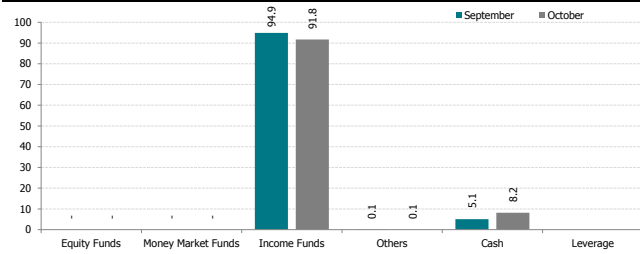
Capital Preservation Plan - 4

Medium

Capital Preservation Plan - 5

Medium

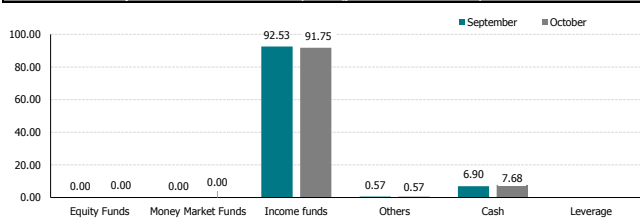
Alfalah Islamic Capital Preservation Plan - 4 (Holdings as % of Total Assets)



Alfalah Islamic Capital Preservation Plan - 4

Fund Size (PKR mn; as on Oct 31, 2020):	76.51
NAV (PKR):	102.2604
Multiplier Range	0.0-0.0
Total Expense Ratio*****	0.52%
Fund Performance	
	BM
Since Inception Return	2.28%
YTD	1.42%
Month	0.29%
	AGCPF 4
Since Inception Return	5.78%
YTD	1.98%
Month	0.43%
Asset Allocation (as % of Total Assets)	
	September
	October
Equity	0.00%
Money Market	0.00%
Income	94.87%
Cash	5.07%
Others	0.05%
Total	100.00%

Alfalah Islamic Capital Preservation Plan - 5 (Holdings as % of Total Assets)



Alfalah Islamic Capital Preservation Plan - 5

Fund Size (PKR mn; as on Oct 31, 2020):	29.29
NAV (PKR):	102.2408
Multiplier Range	0.0-0.0
Total Expense Ratio*****	0.53%
Fund Performance	
	BM
Since Inception Return	3.86%
YTD	1.41%
Month	0.30%
	AGCPF 5
Since Inception Return	7.23%
YTD	1.98%
Month	0.42%
Asset Allocation (as % of Total Assets)	
	September
	October
Equity	0.00%
Money Market	0.00%
Income	92.53%
Cash	6.90%
Others	0.57%
Total	100.00%

Details of Non-Compliant Investments

Name	Type	Value before Provisioning	Provisioning Held, if any	Value after Provisioning	% Gross Assets	% Net Assets

Alfalah GHP Islamic Capital Preservation 4 (1 Year -Rolling Returns)

	Oct-19	Nov-19	Dec-19	Jan-20	Feb-20	Mar-20	Apr-20	May-20	Jun-20	Jul-20	Aug-20	Sep-20	Oct-20
AICPP-4	1.31%	1.69%	1.27%	0.95%	-0.84%	-1.99%	0.80%	0.54%	0.51%	0.57%	0.45%	0.43%	0.29%
BM	1.07%	1.54%	0.98%	0.79%	-1.34%	-3.00%	0.54%	0.56%	0.49%	0.43%	0.38%	0.32%	0.29%

Alfalah GHP Islamic Capital Preservation 5 (1 Year -Rolling Returns)

	Oct-19	Nov-19	Dec-19	Jan-20	Feb-20	Mar-20	Apr-20	May-20	Jun-20	Jul-20	Aug-20	Sep-20	Oct-20
AICPP-5	0.96%	0.96%	-0.46%	-1.81%	-1.99%	0.82%	0.56%	0.54%	0.56%	0.51%	0.47%	0.42%	0.30%
BM	0.76%	-0.93%	-2.26%	0.54%	0.55%	0.48%	0.42%	0.37%	0.31%	0.30%	0.30%	0.30%	0.30%

Sindh Workers' Welfare Fund (SWWF)

AGIBAP The scheme has maintained provisions against Sindh Workers' Welfare Fund's liability to the tune of Rs. 6.366mn. If the same were not made the NAV per unit/last one year return of scheme would be higher by Rs. 2.8182 / 2.83%.

AGIMAP The scheme has maintained provisions against Sindh Workers' Welfare Fund's liability to the tune of Rs. 5.563mn. If the same were not made the NAV per unit/last one year return of scheme would be higher by Rs. 7.1706 / 7.28%.

AGIAAP2 The scheme has maintained provisions against Sindh Workers' Welfare Fund's liability to the tune of Rs. 3.944mn. If the same were not made the NAV per unit/last one year return of scheme would be higher by Rs. 1.0328 / 1.15%.

AGIAAP3 The scheme has maintained provisions against Sindh Workers' Welfare Fund's liability to the tune of Rs. 0.364mn. If the same were not made the NAV per unit/last one year return of scheme would be higher by Rs. 0.4422 / 0.54%.

AICPP4 The scheme has maintained provisions against Sindh Workers' Welfare Fund's liability to the tune of Rs. 0.658mn. If the same were not made the NAV per unit/last one year return of scheme would be higher by Rs. 0.8797 / 0.88%.

AICPP5 The scheme has maintained provisions against Sindh Workers' Welfare Fund's liability to the tune of Rs. 0.152mn. If the same were not made the NAV per unit/last one year return of scheme would be higher by Rs. 0.5358 / 0.53%.

Dispute Resolution/Complaint Handling

Investors may lodge their complaints to our Investor Services Department through any of the following options where our dedicated staff is available to provide assistance: Call us at (+92-21) 111 090 090, Email us at complaints@alfalahghp.com, Contact us at 0300-0707417 or submit through our website www.alfalahghp.com/complaint-and-feedback2.php. In case your concerns are not settled or resolved, you may lodge your complaint with SECP at the link https://sdms.secp.gov.pk/. Please note that SECP will entertain only those complaints which were at first directly requested to be redressed by us and were not resolved as per investor satisfaction.

Disclaimer

This publication is for informational purposes only and nothing herein should be construed as a solicitation, recommendation or an offer to buy or sell any fund. All investments in mutual funds are subject to market risks. The NAV based prices of units and any dividends/returns/profit lock in thereon are dependent on forces and factors affecting the capital markets. Past performance is not necessarily indicative of future results. Capital Preservation only applies to the unit holders who hold their investments until maturity date. All returns are calculated assuming reinvested dividends. Please read the Offering Document to understand the investment policies and risks involved. Performance data does not include the cost incurred directly by an investor in the form of sales load etc.

* Not Applicable, if invested in funds managed by AGIML

**BAP: This include 0.2840% representing government levy, Worker's Welfare Fund and SECP Fee

***MAP: This include 0.4400% representing government levy, Worker's Welfare Fund and SECP Fee

****AAP 2: This include 0.6570% representing government levy, Worker's Welfare Fund and SECP Fee

*****AAP 3: This include 0.6596% representing government levy, Worker's Welfare Fund and SECP Fee

*****AICPP 4: This include 0.1535% representing government levy, Worker's Welfare Fund and SECP Fee

*****AICPP 5: This include 0.1560% representing government levy, Worker's Welfare Fund and SECP Fee

***** Since Inception return is calculated on Compounded Annual Growth Rate (CAGR)



Alfalah GHP Islamic Pension Fund

Fund: Not Yet Rated

AMC: "AM2+" by PACRA 08-Aug-20

Investment Objective

The objective of introducing Alfalah GHP Islamic Pension Fund is to provide individuals with a portable, individualized, Shariah Compliant, funded (based on defined contribution) and flexible pension scheme which is managed by professional investment manager to assist them to plan and provide for their retirement. The design of the scheme empowers the participants to decide how much to invest in their pensions, and how to invest it, as well as to continue investing in their pension accounts even if they change jobs.

Basic Information

Category: Voluntary Islamic Pension Fund Scheme
Fund Type: Open Ended
Launch Date: January 02, 2017
Min. Initial Investment: PKR 1,000/-
Trustee: CDC Pakistan Limited
Auditor: A. F. Ferguson & CO, Chartered Accountants
Cut-off Time: 9:00 am - 4:00 pm

Dealing Days: Monday - Friday
Par Value: 100
Pricing Mechanism: Forward
Frontend load: 3%
Backend load: Nil
Management Fee: 1.5%

Investment Committee

Maheen Rahman
Noman Soomro
Nabeel Malik
Muddasir Ahmed Shaikh
Shariq Mukhtar Hashmi
Sana Abdullah, CFA
Wahaj Ahmed

Chief Executive Officer
 Chief Operating Officer
 Chief Investment Officer
 Head of Equities
 Head of Compliance
 Fund Manager
 Fund Manager

Alfalah GHP Islamic Pension - Equity Sub Fund

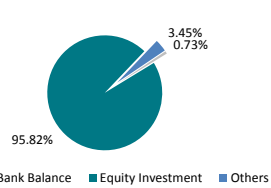
Top Ten Holdings (as a % of total assets)

Lucky Cement Limited	9.39%
Engro Corporation Limited	7.88%
Pak Petroleum Ltd.	6.93%
Oil & Gas Dev.Co	6.59%
Hub Power Company Limited	5.96%
Meezan Bank Ltd.	4.49%
Pakistan State Oil Co. Ltd.	4.33%
Mari Petroleum Company Limited	3.48%
Systems Limited	3.23%
Maple Leaf Cement Factory Limited	2.92%

Sector Allocation (as a % of total assets)

Cement	20.13%
Oil & Gas Exploration Companies	19.77%
Fertilizer	11.99%
Oil & Gas Marketing Companies	6.95%
Power Generation & Distribution	5.96%
Others	31.02%

Asset Allocation (as a % of total assets)

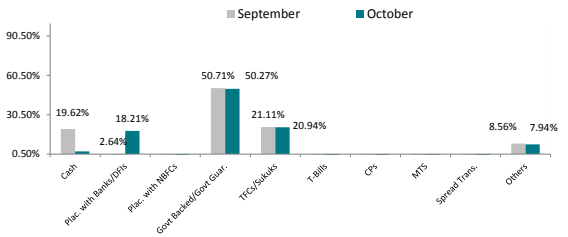


Fund Size (PKR Mn.)

NAV	66.3441
Year To Date Return	81.5357
Since Inception Return*	15.78%
	-5.19%

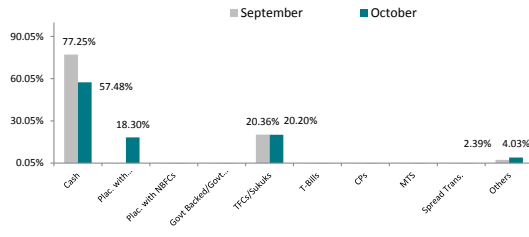
Alfalah GHP Islamic Pension - Debt Sub Fund

Asset Allocation (as a % of total assets)



Alfalah GHP Islamic Pension - Money Market Sub Fund

Asset Allocation (as a % of total assets)



INDU

Fund Size (PKR Mn.)

NAV	54.3162
Year To Date Return	118.5296
Since Inception Return*	5.44%
	4.54%

Fund Size (PKR Mn.)

NAV	54.1888
Year To Date Return	117.3884
Since Inception Return*	4.84%
	4.27%

Alfalah GHP Islamic Pension Equity Sub Fund - Details of Non-Compliant Investments

Name	Type	Value before Provisioning	Provisioning Held, if any	Value after Provisioning	% Gross Assets	% Net Assets

Alfalah GHP Islamic Pension Debt Sub Fund - Details of Non-Compliant Investments

Name	Type	Value before Provisioning	Provisioning Held, if any	Value after Provisioning	% Gross Assets	% Net Assets

Alfalah GHP Islamic Pension Money Market Sub Fund - Details of Non-Compliant Investments

Name	Type	Value before Provisioning	Provisioning Held, if any	Value after Provisioning	% Gross Assets	% Net Assets

	Oct-19	Nov-19	Dec-19	Jan-20	Feb-20	Mar-20	Apr-20	May-20	Jun-20	Jul-20	Aug-20	Sep-20	Oct-20
AGIPESF	8.09%	11.07%	5.22%	1.23%	-9.20%	-23.74%	23.15%	-0.89%	-0.25%	13.12%	4.44%	-1.27%	-0.74%

	Oct-19	Nov-19	Dec-19	Jan-20	Feb-20	Mar-20	Apr-20	May-20	Jun-20	Jul-20	Aug-20	Sep-20	Oct-20
AGIPDSF	9.52%	10.79%	6.90%	8.66%	9.29%	10.46%	7.97%	4.06%	3.94%	7.82%	2.78%	5.65%	5.39%

	Oct-19	Nov-19	Dec-19	Jan-20	Feb-20	Mar-20	Apr-20	May-20	Jun-20	Jul-20	Aug-20	Sep-20	Oct-20
AGIPMMSF	8.59%	9.53%	7.33%	7.92%	7.67%	9.03%	6.15%	4.25%	4.69%	8.12%	2.40%	4.63%	4.11%

Sindh Workers' Welfare Fund (SWWF)

AGIP-ESF The scheme has maintained provisions against Sindh Workers' Welfare Fund's liability to the tune of Rs. 0.188mn. If the same were not made the NAV per unit/last one year return of scheme would be higher by Rs. 0.2306 / 0.33%.

AGIP-DSF The scheme has maintained provisions against Sindh Workers' Welfare Fund's liability to the tune of Rs. 0.149mn. If the same were not made the NAV per unit/last one year return of scheme would be higher by Rs. 0.3243 / 0.28%.

AGIP-MMSF The scheme has maintained provisions against Sindh Workers' Welfare Fund's liability to the tune of Rs. 0.150mn. If the same were not made the NAV per unit/last one year return of scheme would be higher by Rs. 0.3254 / 0.28%.

Dispute Resolution/Complaint Handling

Investors may lodge their complaints to our Investor Services Department through any of the following options where our dedicated staff is available to provide assistance: Call us at (+92-21) 111 090 090, Email us at complaints@alfalahgdp.com, Contact us at 0300-0707417 or submit through our website www.alfalahgdp.com/complaint-and-feedback2.php. In case your concerns are not settled or resolved, you may lodge your complaint with SECP at the link <https://sdms.secp.gov.pk/>. Please note that SECP will entertain only those complaints which were at first directly requested to be redressed by us and were not resolved as per investor satisfaction.

Disclaimer

This publication is for informational purposes only and nothing herein should be construed as a solicitation, recommendation or an offer to buy or sell any fund. All investments in Voluntary Pension Schemes are subject to market risks. The NAV based prices of units and any dividends/returns thereon are dependant on forces and factors affecting the financial markets. These may go up or down based on market conditions. Past performance is not necessarily indicative of future results. Performance data does not include the cost incurred directly by an investor in the form of sales load etc.

* Since Inception return is calculated on Compounded Annual Growth Rate (CAGR)

Alfalah Islamic Rozana Amdani Fund

Fund Stability Rating: Not yet rated

AMC Rating: "AM2+" by PACRA 08-Aug-20

Investment Objective

The objective of Alfalah Islamic Rozana Amdani Fund (AIRAF) is to provide competitive returns and to meet liquidity needs of investors by providing investors a daily dividend by investing in low risk and highly liquid Shari'ah Compliant money market instruments

Basic Information

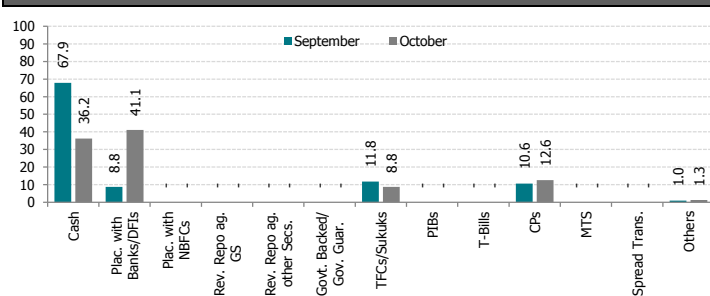
Category: Islamic Money Market
Fund Type: Open Ended
Benchmark: Avg. 3 Mth Dep. Rates - 3 AA rated Islamic Banks provided by MUFAP
Launch Date: September 18, 2020
Par Value: PKR 100
Pricing: Forward Day
Sales Load: Upto 0.5%
Risk Profile: Very Low
Asset Allocation (as % of Total Assets)

Management Fee: 2% of gross earnings subject to minimum floor of 0.25% of net assets p.a and maximum cap of 1.00% of net assets p.a
Min. Initial Investment: PKR 1000/-
Min. Subseq. Investment: PKR 500/-
Auditor: A.F Ferguson & Co. Pakistan
Listing: Pakistan Stock Exchange
Dealing Days: Monday - Friday
Cut-off Time: 9:00 am - 4:00 pm
Leverage: Nil

Investment Committee

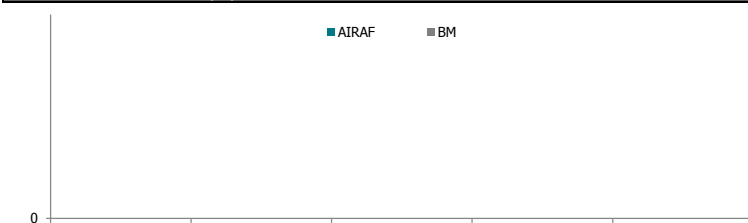
Maheen Rahman Chief Executive Officer
Noman Soomro Chief Operating Officer
Nabeel Malik Chief Investment Officer
Muddasir Ahmed Shaikh Head of Equities
Shariq Mukhtar Hashmi Head of Compliance
Sana Abdullah, CFA Fund Manager
Wahaj Ahmed Fund Manager

Asset Allocation (as % of Total Assets)



Amount invested by fund of funds is Rs. 0 million subtracted from total

Historical Performance (%)



Fund Statistics

Fund Size (PKR mn; as on Oct 31, 2020): 1,371.55
Fund size including fund of fund schemes (PKR mn) 1,371.55
NAV (PKR): 100.0348
wtd. Average Maturity (months): 1.24
Total Expense Ratio* 0.66%

Fund Performance

	BM	AGIIF
Since Inception Return	3.83%	6.36%
YTD	3.83%	6.36%
Month (Oct 2020)	3.83%	6.58%

Credit Quality (as % of Total Assets)

Credit Quality	% of Total Assets	Rating	% of Total Assets
Govt. Guar.	0.00%	A	0.00%
AAA	7.53%	A-	0.00%
AA+	25.75%	BBB+	0.00%
AA	65.39%	BBB	0.00%
AA-	0.00%	Below IG	0.00%
A+	0.00%	NR/UR	1.33%

TFC/Sukuk Holdings (% of Total Assets)

KEL-Islamic PP CP	9.08%
Hubco Short term Sukuk (Sukuk 4)	8.79%
KEL-ICP 13	3.49%

Details of Non-Compliant Investments

Name	Type	Value before Provisioning	Provisioning Held, if any	Value after Provisioning	% Gross Assets	% Net Assets								
1 Year - Rolling Returns														
		Oct-19	Nov-19	Dec-19	Jan-20	Feb-20	Mar-20	Apr-20	May-20	Jun-20	Jul-20	Aug-20	Sep-20	Oct-20
AIRAF													5.79%	6.58%
BM													3.82%	3.83%

Sindh Workers' Welfare Fund (SWWF)

The scheme has maintained provisions against Sindh Workers' Welfare Fund's liability to the tune of Rs.0.192 mn. If the same were not made the NAV per unit/last one year return of scheme would be higher by Rs.0.0140/0.01%

Dispute Resolution/Complaint Handling

Investors may lodge their complaints to our Investor Services Department through any of the following options where our dedicated staff is available to provide assistance: Call us at (+92-21) 111 090 090, Email us at complaints@alfalahghp.com, Contact us at 0300-0707417 or submit through our website www.alfalahghp.com/complaint-and-feedback2.php. In case your concerns are not settled or resolved, you may lodge your complaint with SECP at the link <https://sdms.secp.gov.pk/>. Please note that SECP will entertain only those complaints which were at first directly requested to be redressed by us and were not resolved as per investor satisfaction.

Disclaimer

This publication is for informational purposes only and nothing herein should be construed as a solicitation, recommendation or an offer to buy or sell any fund. All investments in mutual funds are subject to market risks. Past performance is not necessarily indicative of future results. Please read the Offering Document to understand the investment policies and risks involved. All returns are calculated assuming reinvested dividends. Performance data does not include the cost incurred directly by an investor in the form of sales load etc.

* This include 0.1911% representing government levy, Worker's Welfare Fund and SECP Fee.
 Selling & marketing expense - for the period ended October,2020, PKR Mn 1.392 (0.09%p.a)

MUFAP's Recommended Format



Alfalah Investments
Islamic

Alfalah GHP Investment Management Limited.

8-B, 8th Floor, Executive Tower Dolmen City Block-4 Clifton Karachi, Pakistan

UAN: +92 (21) 111 090 090 Fax: +92 (21) 35306752, Web: www.alfalahghp.com